



Google Classroom Log in Instructions:

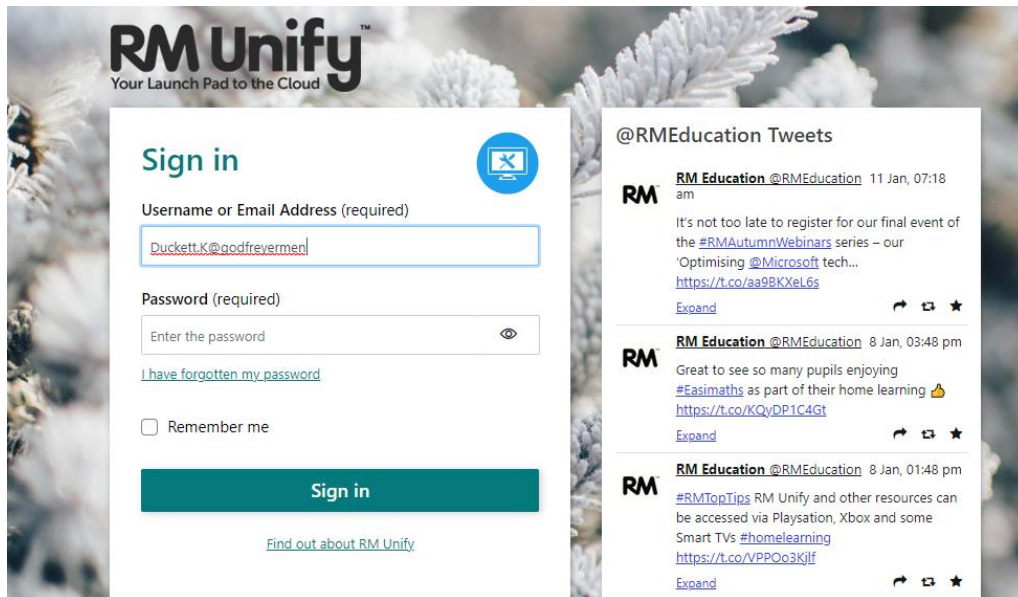


To log in to Google Classroom please type www.rmunify.com in the address bar.

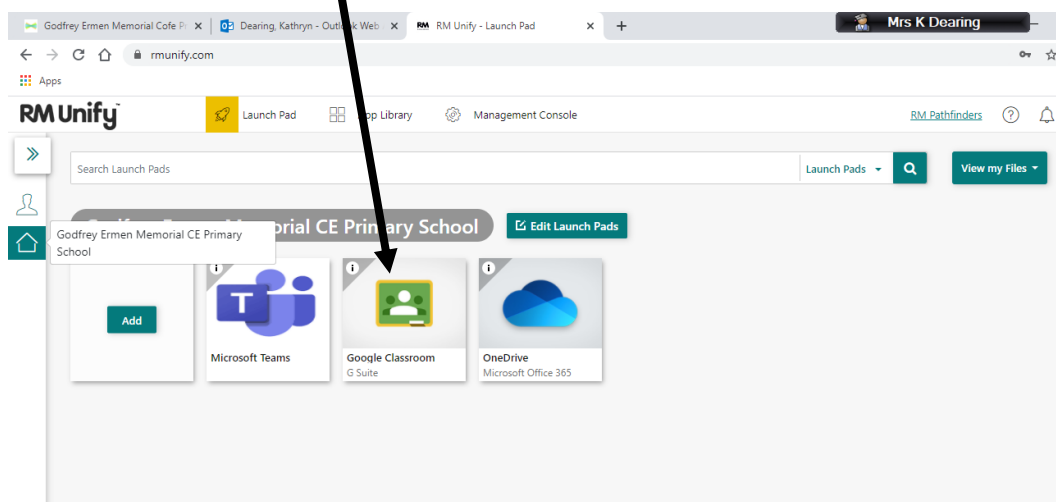
Enter your child's log in details (sent via Seesaw) as follows:

E.g. M.Rashford@godfreyermen

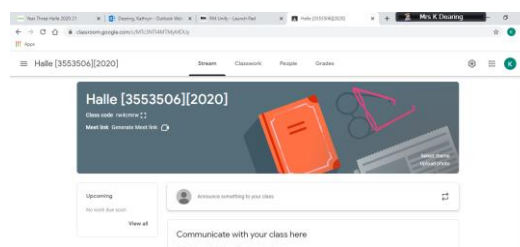
Password: Godfrey20



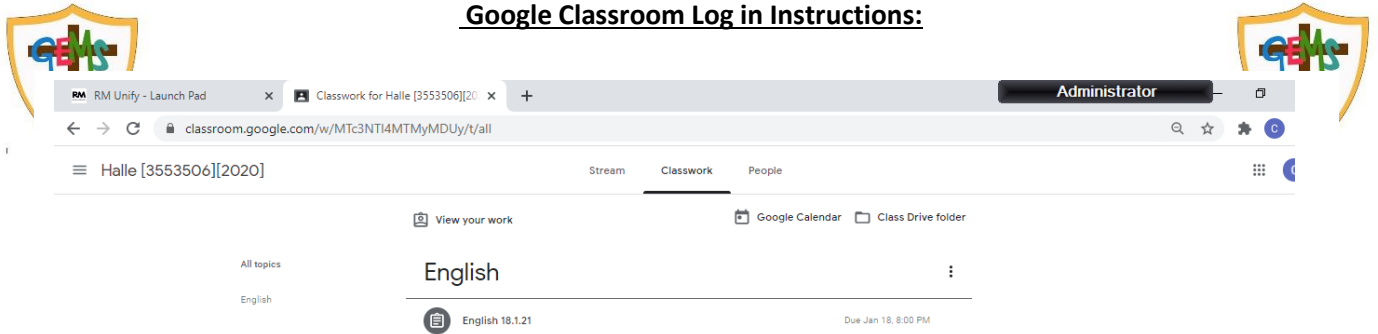
Select the google classroom tab and select accept for all verification pop ups.



Your child will then select their class and they will land on the Announcement Page- announcements from the class teacher and the weekly overview of work will be posted on here.



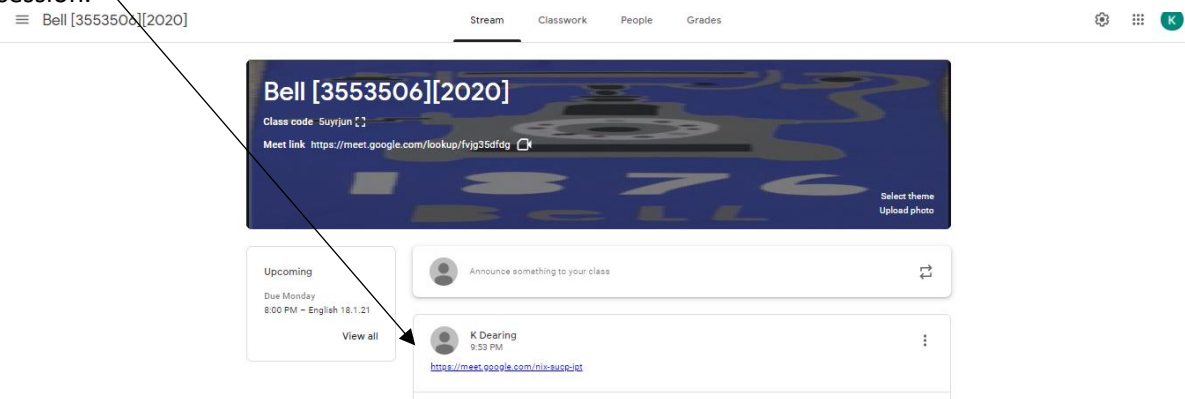
Google Classroom Log in Instructions:



The children can then select the classwork tab and they will see the activities for each day scheduled. They will complete the work and 'turn in' the work to be submitted to the class teacher.

Google Meet

Live sessions will appear with a link on the Announcement Stream. Children will click on the link and it will take them to a closed group just for the class/year group. Each session will be recorded for safeguarding purposes and will be able to be replayed if your child was unable to attend the live session.



A video tour of Google Classroom with further detailed instructions for parents/carers will be available on Monday afternoon following the introductory session with the children where children from Y1-6 will be given instructions on how to use Google Classroom.