


# Knowledge organiser – Y4 DRAWING



## My Key Learning

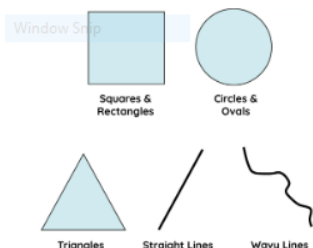
### What do I already know?

#### Four rules of shading

- ✓ To shade in one direction.
- ✓ To not leave any gaps.
- ✓ To work neatly to the edges.
- ✓ To create smooth even tones.



Everything in the world is made up of shapes and once we identify those shapes, it will help you to be able to easily draw different objects.



Artists like Alberto Giacometti and Fernando Botero play around with human form and their proportions. Having a sense of proportion is vital when completing observational drawings.



Alberto Giacometti



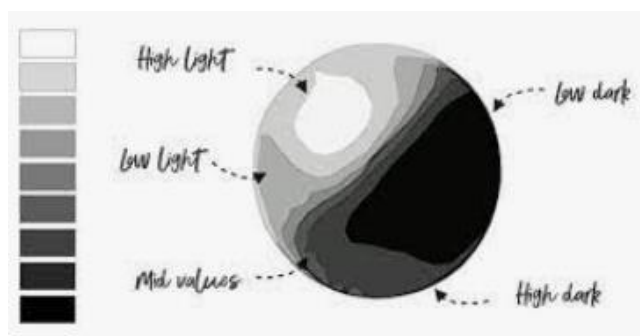
Fernando Botero



Henry Moore used the hatching technique to create tone to make his artwork, 'The Hand' to appear three dimensional.



### Creating tone:



Key Vocabulary	Definition
<b>figurative</b>	Reference to a human figure
<b>cross-hatching</b>	Drawing lines crossed over and close together
<b>hatching</b>	Drawing lines repeatedly and close together
<b>highlight</b>	The lightest part of a drawing or painting
<b>proportion</b>	How big one element of an artwork appears compared to the whole thing
<b>three-dimensional</b>	Shapes with three dimensions, such as width, height and depth
<b>tone</b>	How light or dark something is
<b>shading</b>	A drawing technique that uses different levels of darkness to make objects look three-dimensional

