

Knowledge organiser Y1 Structures

Constructing a windmill



My Key Learning

I know how to choose different materials to make models



I know how to join materials in different ways to make a structure



What do I already know?

I know how to make a simple model.

I can use different materials to make different structures.

I can explain how I made a product and why I chose the materials I used.

When we design a product we have to think about the features that would appeal to a client (the person the product is for).

We then have to create a suitable design and explain how the design appeals to the client.

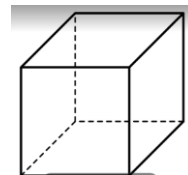

A stable structure is something that does not topple over easily. We have to think about which materials we should use to make the structure more stable.

Things that may help to make a structure more stable include:


- Glue
- Card
- Sellotape



A net is A flat 2D shape, that can become a 3D shape once made.



Evaluation means where we think about what we have designed and made and how we could improve it next time.



Key Vocabulary	Definition
Client	The person who you are designing something for.
Design	To make, draw or write plans for something.
Evaluation	When you look at the good and bad points about something, then think about how you could improve it.
Net	A flat 2D shape, that can become a 3D shape once made.
Stable	An object that does not easily topple over.
Strong	It doesn't break easily.
Test	To find out whether something works as it should.
Weak	It breaks easily.

